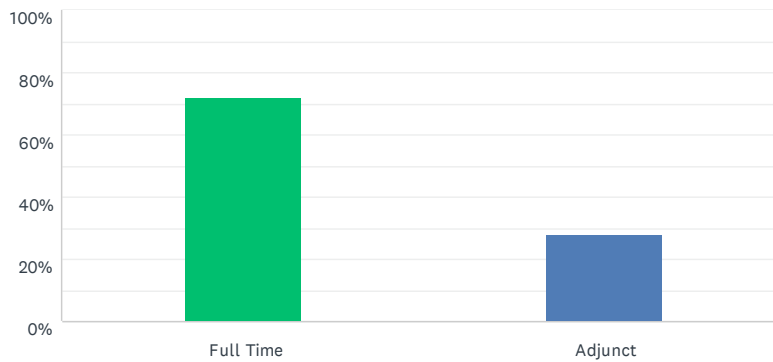


Q1 Faculty type:

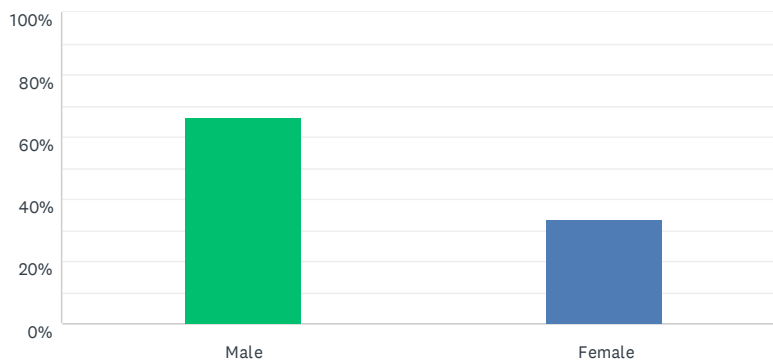
Answered: 18 Skipped: 0



ANSWER CHOICES	RESPONSES	
Full Time	72.22%	13
Adjunct	27.78%	5
TOTAL		18

Q2 Are you male or female?

Answered: 18 Skipped: 0

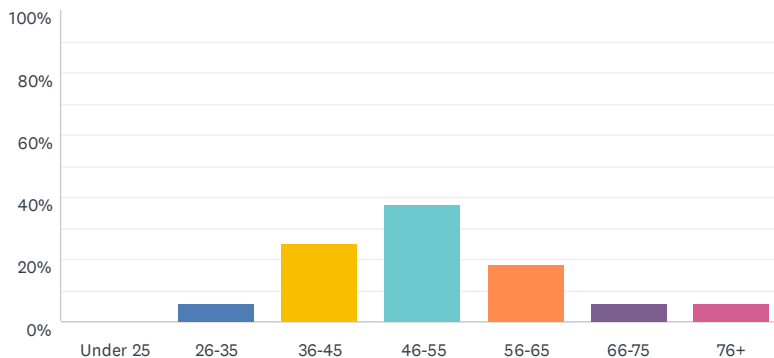


ANSWER CHOICES	RESPONSES	
Male	66.67%	12
Female	33.33%	6
TOTAL		18

Q3 Age (optional):

Answered: 16 Skipped: 2

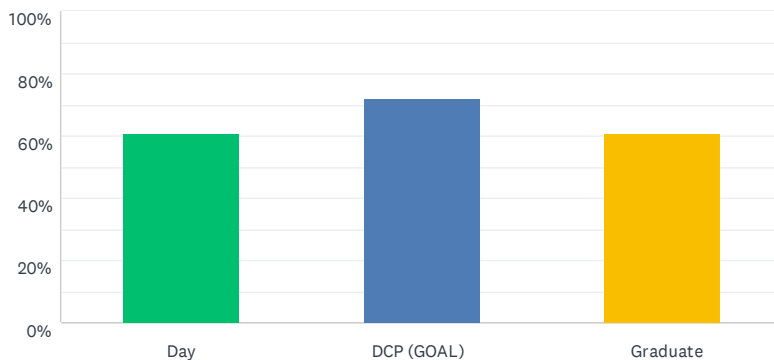
05-Faculty Assessment of Educational Space, Technology, and Educational Resources



ANSWER CHOICES	RESPONSES	
Under 25	0.00%	0
26-35	6.25%	1
36-45	25.00%	4
46-55	37.50%	6
56-65	18.75%	3
66-75	6.25%	1
76+	6.25%	1
TOTAL		16

Q4 Have you taught in any of the following programs DURING THIS CURRENT YEAR (mark all that apply):

Answered: 18 Skipped: 0

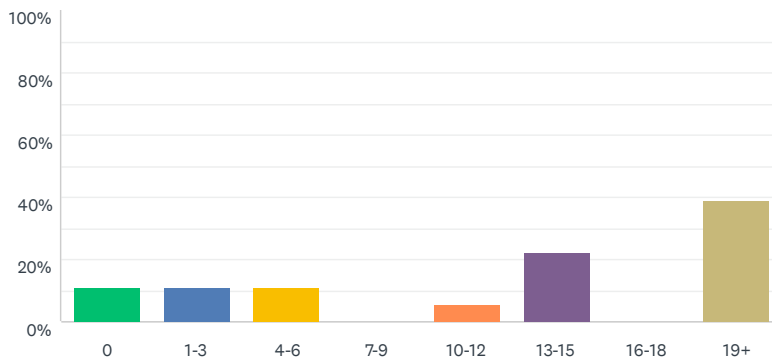


ANSWER CHOICES	RESPONSES	
Day	61.11%	11
DCP (GOAL)	72.22%	13
Graduate	61.11%	11
Total Respondents: 18		

Q5 Your current teaching load (in credit hours) FOR THIS TERM :

Answered: 18 Skipped: 0

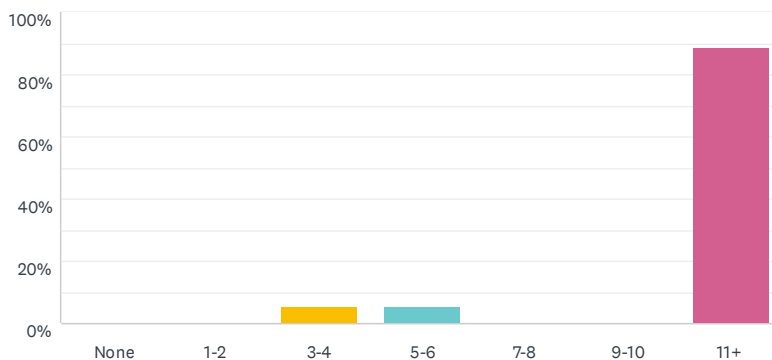
05-Faculty Assessment of Educational Space, Technology, and Educational Resources



ANSWER CHOICES	RESPONSES	
0	11.11%	2
1-3	11.11%	2
4-6	11.11%	2
7-9	0.00%	0
10-12	5.56%	1
13-15	22.22%	4
16-18	0.00%	0
19+	38.89%	7
TOTAL		18

Q6 Approximately how many ONLINE classes have you taught in your academic life:

Answered: 18 Skipped: 0

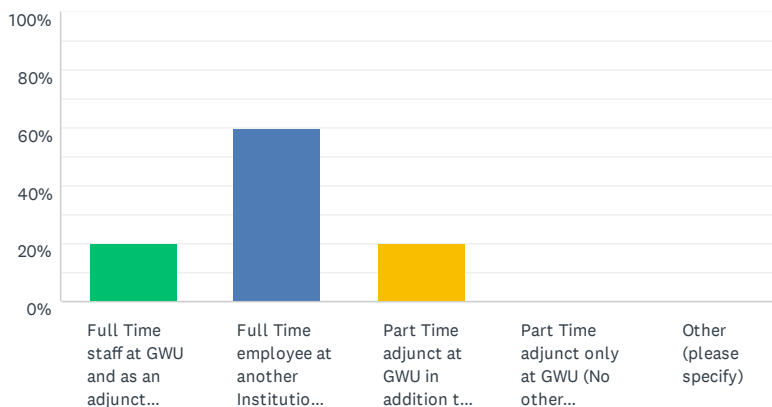


ANSWER CHOICES	RESPONSES	
None	0.00%	0
1-2	0.00%	0
3-4	5.56%	1
5-6	5.56%	1
7-8	0.00%	0
9-10	0.00%	0
11+	88.89%	16
TOTAL		18

Q7 Are you currently working as a

Answered: 5 Skipped: 13

05-Faculty Assessment of Educational Space, Technology, and Educational Resources

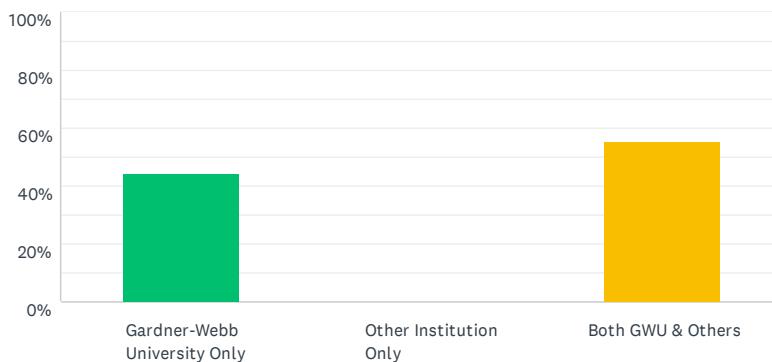


ANSWER CHOICES	RESPONSES
Full Time staff at GWU and as an adjunct teacher too	20.00% 1
Full Time employee at another Institution, Company or Self-employed, and PT adjunct at GWU	60.00% 3
Part Time adjunct at GWU in addition to a PT job as self-employed or other organization(s)	20.00% 1
Part Time adjunct only at GWU (No other organization or company)	0.00% 0
Other (please specify)	0.00% 0
TOTAL	5

#	OTHER (PLEASE SPECIFY)	DATE
	There are no responses.	

Q8 Have you taught online classes at:

Answered: 18 Skipped: 0

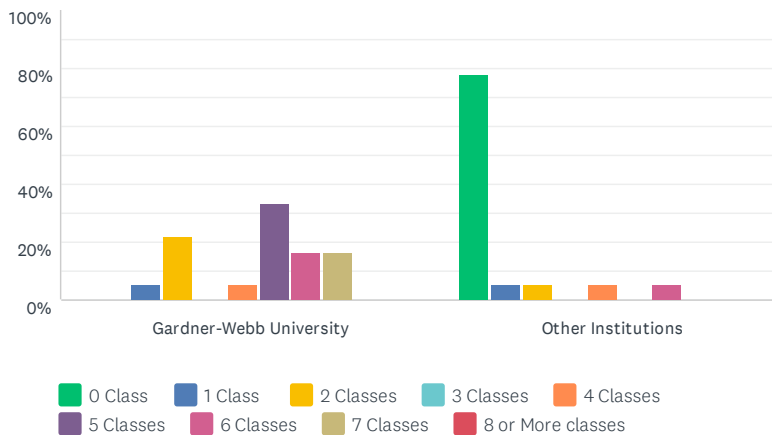


ANSWER CHOICES	RESPONSES
Gardner-Webb University Only	44.44% 8
Other Institution Only	0.00% 0
Both GWU & Others	55.56% 10
TOTAL	18

Q9 On average, how many classes do you usually teach per semester at:

Answered: 18 Skipped: 0

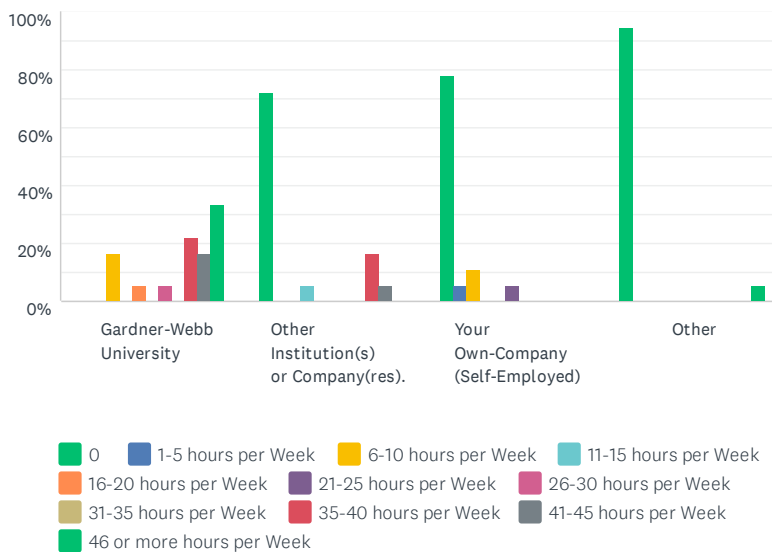
05-Faculty Assessment of Educational Space, Technology, and Educational Resources



	0 CLASS	1 CLASS	2 CLASSES	3 CLASSES	4 CLASSES	5 CLASSES	6 CLASSES	7 CLASSES	8 OR MORE CLASSES	TOTAL
Gardner-Webb University	0.00% 0	5.56% 1	22.22% 4	0.00% 0	5.56% 1	33.33% 6	16.67% 3	16.67% 3	0.00% 0	18
Other Institutions	77.78% 14	5.56% 1	5.56% 1	0.00% 0	5.56% 1	0.00% 0	5.56% 1	0.00% 0	0.00% 0	18

Q10 On average, how many hours per week do you work at:

Answered: 18 Skipped: 0

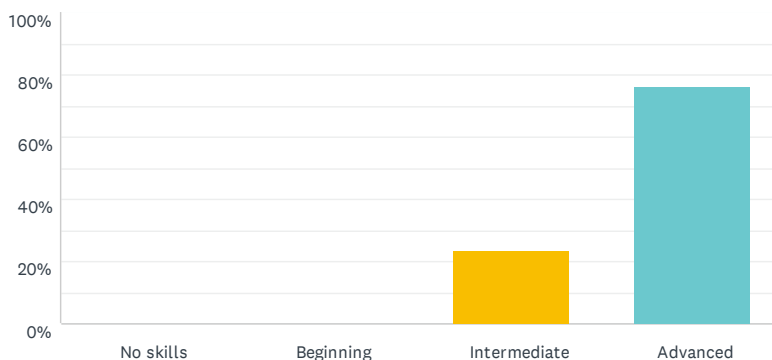


	0	1-5 HOURS PER WEEK	6-10 HOURS PER WEEK	11-15 HOURS PER WEEK	16-20 HOURS PER WEEK	21-25 HOURS PER WEEK	26-30 HOURS PER WEEK	31-35 HOURS PER WEEK	35-40 HOURS PER WEEK	41-45 HOURS PER WEEK	46 OR MORE HOURS PER WEEK	TOTAL	V A
Gardner-Webb University	0.00% 0	0.00% 0	16.67% 3	0.00% 0	5.56% 1	0.00% 0	5.56% 1	0.00% 0	22.22% 4	16.67% 3	33.33% 6	18	
Other Institution(s) or Company(res).	72.22% 13	0.00% 0	0.00% 0	5.56% 1	0.00% 0	0.00% 0	0.00% 0	0.00% 0	16.67% 3	5.56% 1	0.00% 0	18	
Your Own-Company (Self-Employed)	77.78% 14	5.56% 1	11.11% 2	0.00% 0	0.00% 0	5.56% 1	0.00% 0	0.00% 0	0.00% 0	0.00% 0	0.00% 0	18	
Other	94.44% 17	0.00% 0	0.00% 0	0.00% 0	0.00% 0	0.00% 0	0.00% 0	0.00% 0	0.00% 0	0.00% 0	5.56% 1	18	

#	OTHER (PLEASE SPECIFY)	DATE
1	Family/Homeschool	7/6/2020 10:45 PM

Q11 Your computer skills Level is:

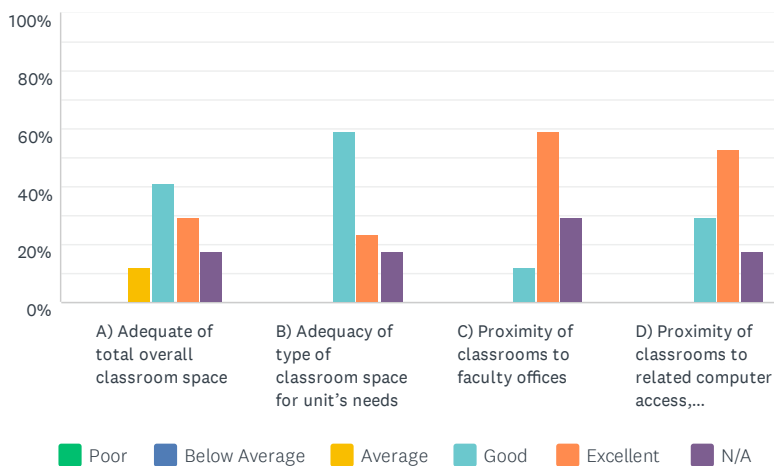
Answered: 17 Skipped: 1



ANSWER CHOICES	RESPONSES	
No skills	0.00%	0
Beginning	0.00%	0
Intermediate	23.53%	4
Advanced	76.47%	13
TOTAL		17

Q12 Please indicate your level of satisfaction for each following statements by rating them on a scale of 1 – 5

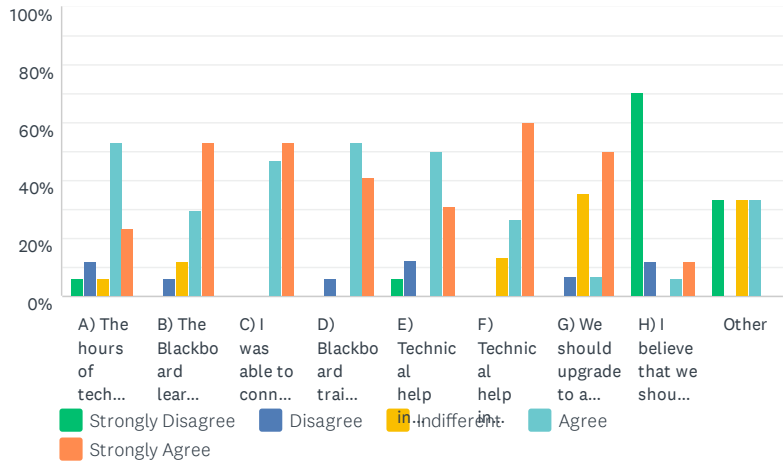
Answered: 17 Skipped: 1



	POOR	BELOW AVERAGE	AVERAGE	GOOD	EXCELLENT	N/A	TOTAL	WEIGHTED AVERAGE
A) Adequate of total overall classroom space	0.00% 0	0.00% 0	11.76% 2	41.18% 7	29.41% 5	17.65% 3	17	4.21
B) Adequacy of type of classroom space for unit's needs	0.00% 0	0.00% 0	0.00% 0	58.82% 10	23.53% 4	17.65% 3	17	4.29
C) Proximity of classrooms to faculty offices	0.00% 0	0.00% 0	0.00% 0	11.76% 2	58.82% 10	29.41% 5	17	4.83
D) Proximity of classrooms to related computer access, audio-visual services, library, etc.	0.00% 0	0.00% 0	0.00% 0	29.41% 5	52.94% 9	17.65% 3	17	4.64

Q13 Please indicate your level of satisfaction for each following statements by rating them on a scale of 1 – 5

Answered: 17 Skipped: 1



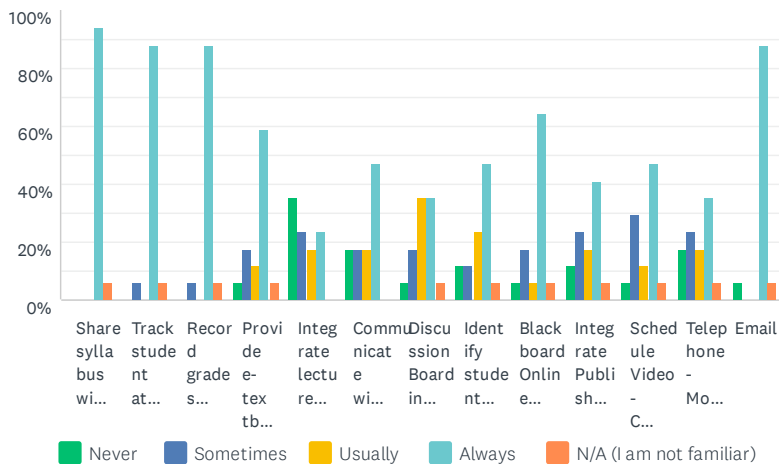
	STRONGLY DISAGREE	DISAGREE	INDIFFERENT	AGREE	STRONGLY AGREE	TOTAL	WEIGHTED AVERAGE
A) The hours of technical support provided by Technology Services (8 a.m.–5 p.m., M–F) meet my needs.	5.88% 1	11.76% 2	5.88% 1	52.94% 9	23.53% 4	17	3.76
B) The Blackboard learning platform was easy to use.	0.00% 0	5.88% 1	11.76% 2	29.41% 5	52.94% 9	17	4.29
C) I was able to connect to my Blackboard course consistently at will.	0.00% 0	0.00% 0	0.00% 0	47.06% 8	52.94% 9	17	4.53
D) Blackboard training was available when needed.	0.00% 0	5.88% 1	0.00% 0	52.94% 9	41.18% 7	17	4.29
E) Technical help in using Blackboard was available from Technology Services when needed.	6.25% 1	12.50% 2	0.00% 0	50.00% 8	31.25% 5	16	3.88
F) Technical help in using Blackboard was available from colleagues when requested.	0.00% 0	0.00% 0	13.33% 2	26.67% 4	60.00% 9	15	4.47
G) We should upgrade to a newer version of Blackboard	0.00% 0	7.14% 1	35.71% 5	7.14% 1	50.00% 7	14	4.00
H) I believe that we should consider testing a system different than Blackboard	70.59% 12	11.76% 2	0.00% 0	5.88% 1	11.76% 2	17	1.76
Other	33.33% 1	0.00% 0	33.33% 1	33.33% 1	0.00% 0	3	2.67

#	PLEASE, SPECIFY A DIFFERENT LM SYSTEM	DATE
1	Add Analytics to BB	7/6/2020 10:49 PM

Q14 Please, indicate the frequency with which you use the following Blackboard LMS Features or technology:

Answered: 17 Skipped: 1

05-Faculty Assessment of Educational Space, Technology, and Educational Resources



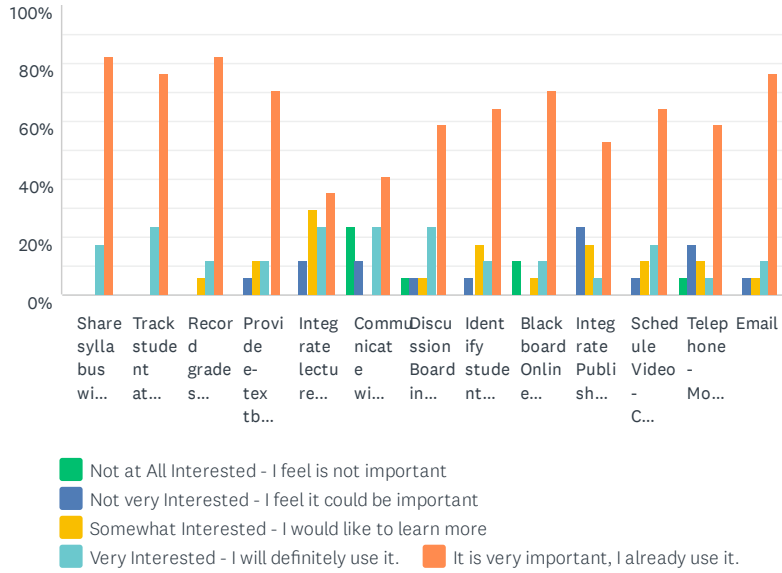
	NEVER	SOMETIMES	USUALLY	ALWAYS	N/A (I AM NOT FAMILIAR)	TOTAL	WEIGHTED AVERAGE
Share syllabus with students using Blackboard	0.00% 0	0.00% 0	0.00% 0	94.12% 16	5.88% 1	17	3.00
Track student attendance using Blackboard	0.00% 0	5.88% 1	0.00% 0	88.24% 15	5.88% 1	17	2.88
Record grades (MyGrades) using Blackboard	0.00% 0	5.88% 1	0.00% 0	88.24% 15	5.88% 1	17	2.88
Provide e-textbooks and related materials in Blackboard	5.88% 1	17.65% 3	11.76% 2	58.82% 10	5.88% 1	17	2.31
Integrate lecture capture (Kaltura) in Blackboard	35.29% 6	23.53% 4	17.65% 3	23.53% 4	0.00% 0	17	1.29
Communicate with students using Blackboard Messages	17.65% 3	17.65% 3	17.65% 3	47.06% 8	0.00% 0	17	1.94
Discussion Board in Blackboard	5.88% 1	17.65% 3	35.29% 6	35.29% 6	5.88% 1	17	2.06
Identify students at Risk Using Blackboard	11.76% 2	11.76% 2	23.53% 4	47.06% 8	5.88% 1	17	2.13
Blackboard Online Testing	5.88% 1	17.65% 3	5.88% 1	64.71% 11	5.88% 1	17	2.38
Integrate Publishers Learning Materials (Connect, Mindtap, Mylabs, etc).	11.76% 2	23.53% 4	17.65% 3	41.18% 7	5.88% 1	17	1.94
Schedule Video-Conference Meetings with students using (Skype, FaceTime, Zoom, etc).	5.88% 1	29.41% 5	11.76% 2	47.06% 8	5.88% 1	17	2.06
Telephone - Mobile calls	17.65% 3	23.53% 4	17.65% 3	35.29% 6	5.88% 1	17	1.75
Email	5.88% 1	0.00% 0	0.00% 0	88.24% 15	5.88% 1	17	2.81

#	COMMENT:	DATE
1	Other than Pre-Post Tests, I don't do online testing.	7/7/2020 2:07 PM

Q15 Please, indicate the level of interest you have in learning the following Blackboard LMS Features or other technology:

Answered: 17 Skipped: 1

05-Faculty Assessment of Educational Space, Technology, and Educational Resources



05-Faculty Assessment of Educational Space, Technology, and Educational Resources

	NOT AT ALL INTERESTED - I FEEL IS NOT IMPORTANT	NOT VERY INTERESTED - I FEEL IT COULD BE IMPORTANT	SOMEWHAT INTERESTED - I WOULD LIKE TO LEARN MORE	VERY INTERESTED - I WILL DEFINITELY USE IT.	IT IS VERY IMPORTANT, I ALREADY USE IT.	TOTAL	WEIGHT AVERAGE
Share syllabus with students using Blackboard	0.00% 0	0.00% 0	0.00% 0	17.65% 3	82.35% 14	17	3
Track student attendance using Blackboard	0.00% 0	0.00% 0	0.00% 0	23.53% 4	76.47% 13	17	3
Record grades (MyGrades) using Blackboard	0.00% 0	0.00% 0	5.88% 1	11.76% 2	82.35% 14	17	3
Provide e-textbooks and related materials in Blackboard	0.00% 0	5.88% 1	11.76% 2	11.76% 2	70.59% 12	17	3
Integrate lecture capture (Kaltura) in Blackboard	0.00% 0	11.76% 2	29.41% 5	23.53% 4	35.29% 6	17	2
Communicate with students using Blackboard Messages	23.53% 4	11.76% 2	0.00% 0	23.53% 4	41.18% 7	17	2
Discussion Board in Blackboard	5.88% 1	5.88% 1	5.88% 1	23.53% 4	58.82% 10	17	3
Identify students at Risk Using Blackboard	0.00% 0	5.88% 1	17.65% 3	11.76% 2	64.71% 11	17	3
Blackboard Online Testing	11.76% 2	0.00% 0	5.88% 1	11.76% 2	70.59% 12	17	3
Integrate Publishers Learning Materials (Connect, Mindtap, Mylabs, etc).	0.00% 0	23.53% 4	17.65% 3	5.88% 1	52.94% 9	17	2
Schedule Video-Conference Meetings with students using (Skype, FaceTime, Zoom, etc).	0.00% 0	5.88% 1	11.76% 2	17.65% 3	64.71% 11	17	3
Telephone - Mobile calls	5.88% 1	17.65% 3	11.76% 2	5.88% 1	58.82% 10	17	2
Email	0.00% 0	5.88% 1	5.88% 1	11.76% 2	76.47% 13	17	3

#	COMMENT:	DATE
1	For most of my courses, I don't use a textbook. Rather I use my own materials created over the past 39 years of teaching.created	7/7/2020 2:07 PM

Q16 Please write any comments that you think will help the department in improving the Educational Space and Resources:

Answered: 3 Skipped: 15

05-Faculty Assessment of Educational Space, Technology, and Educational Resources

#	RESPONSES	DATE
1	Other business school's classrooms place student desks and chairs in a way that better accommodates discussions (i.e., curved). It looks more professional as well. Why don't we consider change our classroom interiors like that?	7/10/2020 2:12 PM
2	e need substantially more IT support both in qualified people and probably IT equipment as well. IT has never been a 9-5 Monday through Friday job and this should especially be true at GWU with its heavy enrollment in On-line courses. I believe IT department should be split in two with one part supporting the university's general needs, registrar, accounting, business office, development, email, web site etc. and the other side completely devoted to supporting the academic side with Blackboard and related products. IT should never report to the Financial side. They tilt everything towards the numbers side of the activities of the enterprise and the academic side suffers accordingly both from a faculty and student perspective. For example, major upgrades should never be done during regular course hours. There should be a parallel system in place to upgrade and test while the main production academic systems are kept in place and running. When the upgraded system is as bug proof as it can be made, it should be turned over into production mode and the parallel system upgraded in turn as a back up...It should not cost a lot of money to duplicate the three servers we have for BB right now for that purpose...	7/7/2020 11:22 AM
3	LMS upgrades for better integration of learning goals and similar course alignment tools for assessment and learning assurance would be a great help. A usable Blackboard app for professors would also be a fantastic and much needed addition. I still do not understand why this doesn't exist!	7/6/2020 10:53 PM